



CRAFTSMAN ELEVATION





**Main Level:** 1,885 Sq. Ft.



**Basement**

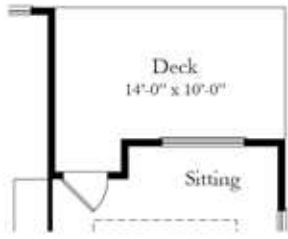
Total: 1,885 Sq. Ft.  
 Finished: 1,645 Sq. Ft.



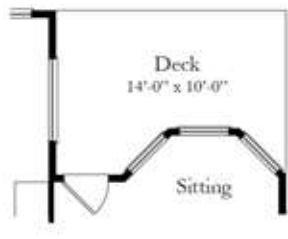
4 CAR GARAGE ELEVATION



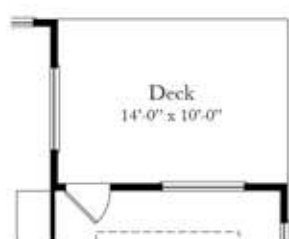
## Upper Level Optional



Opt. Master Bedroom  
Boxout



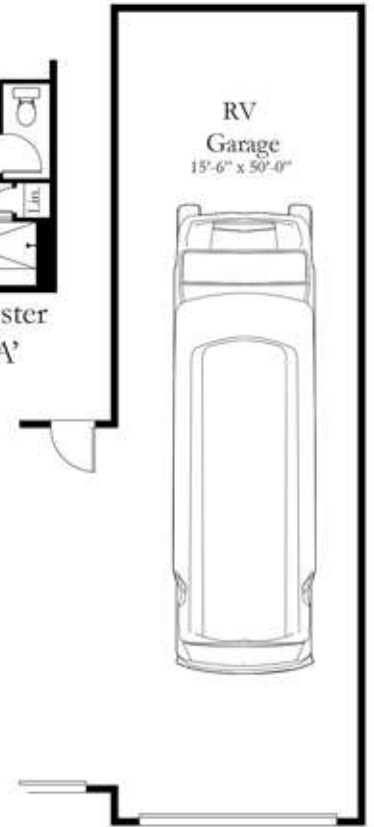
Opt. Master Bedroom  
Sitting



Opt. Master Bedroom  
Deck



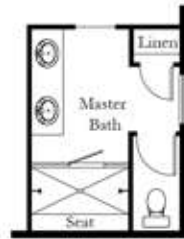
Opt. Master  
Bath 'A'



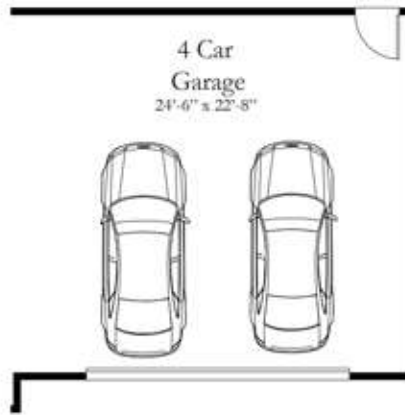
Opt. 3 Car & RV Garage



Opt. Master  
Bath 'B'



Opt. Master  
Bath 'C'

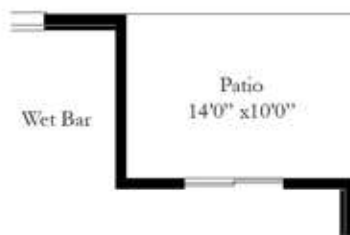


Opt. 4 Car Garage

## Finish Lower Level Optional



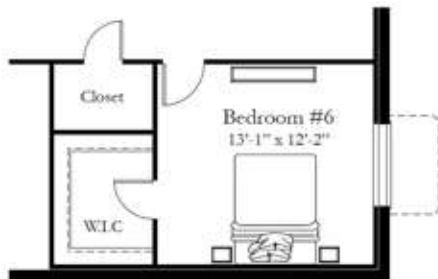
Opt. Wetbar



Opt. Walk-Out Basement



Opt. Laundry



Opt. Bedroom #6



Opt. 2nd Master Bedroom